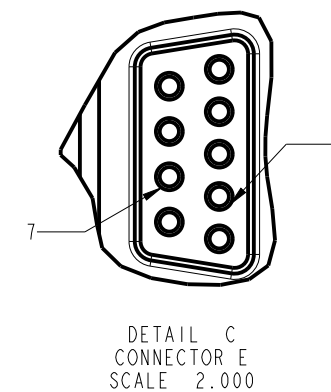
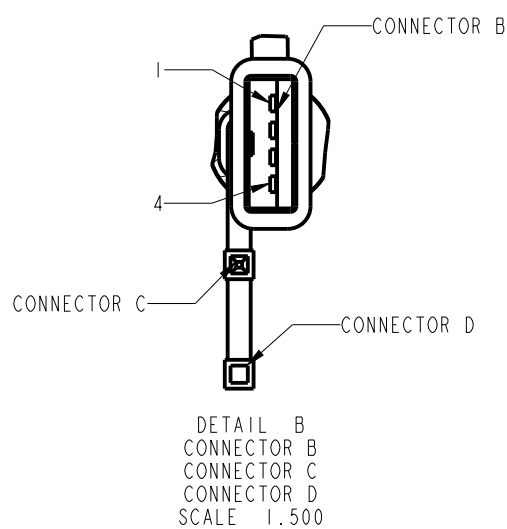
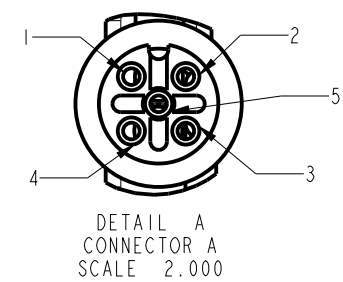
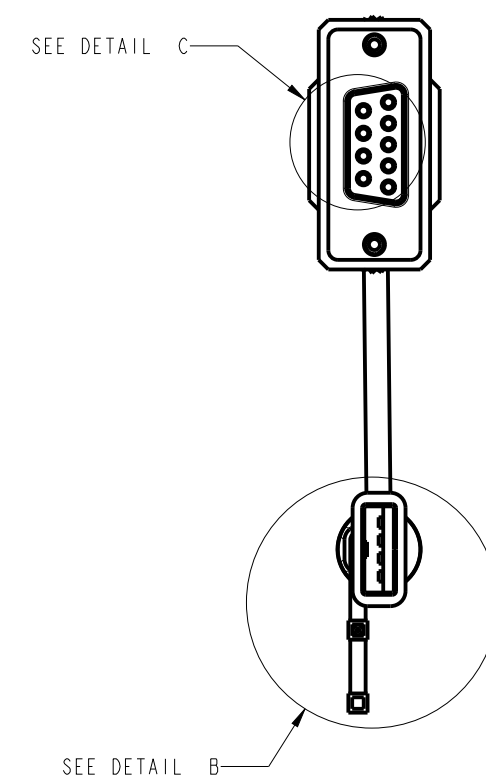

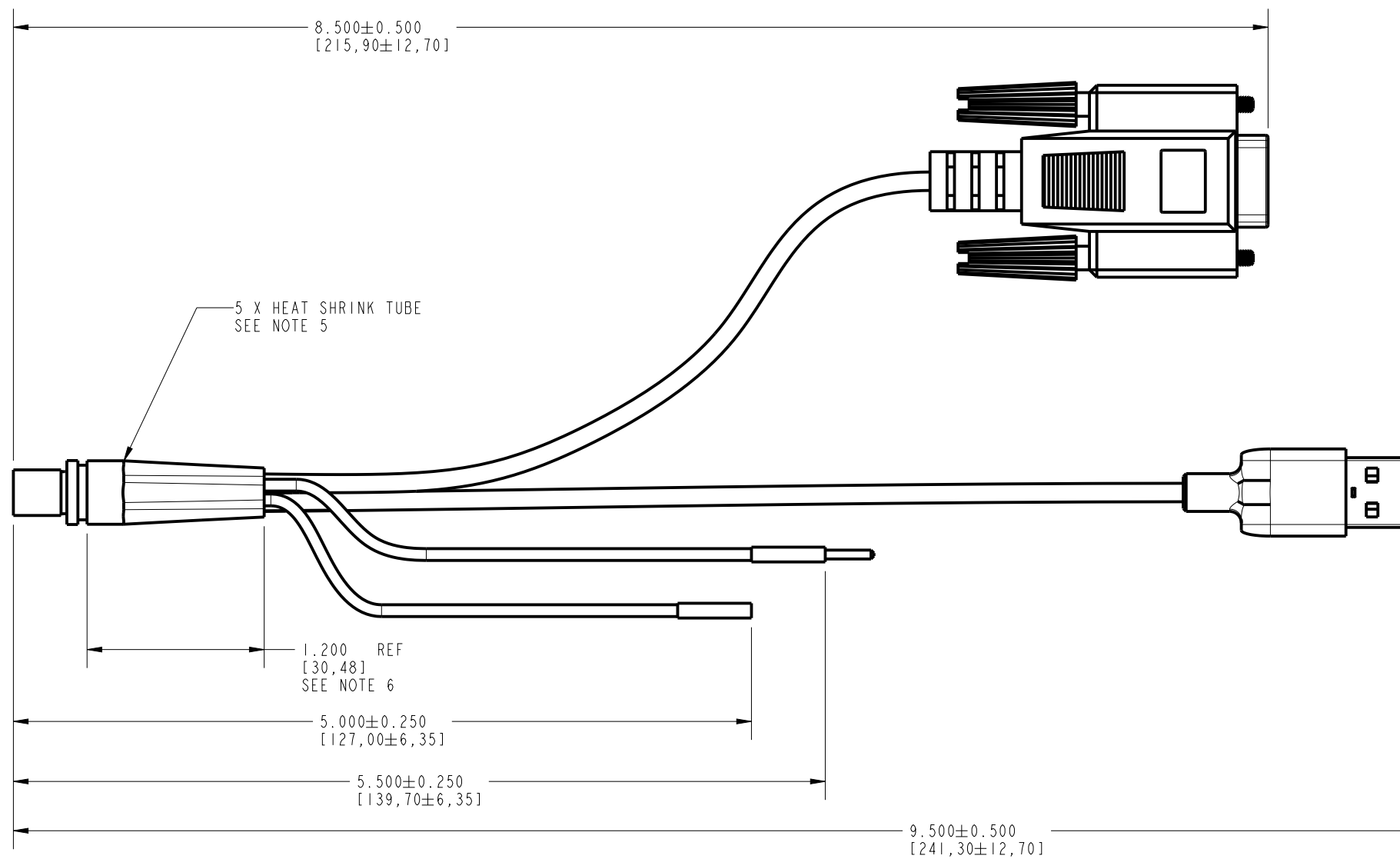
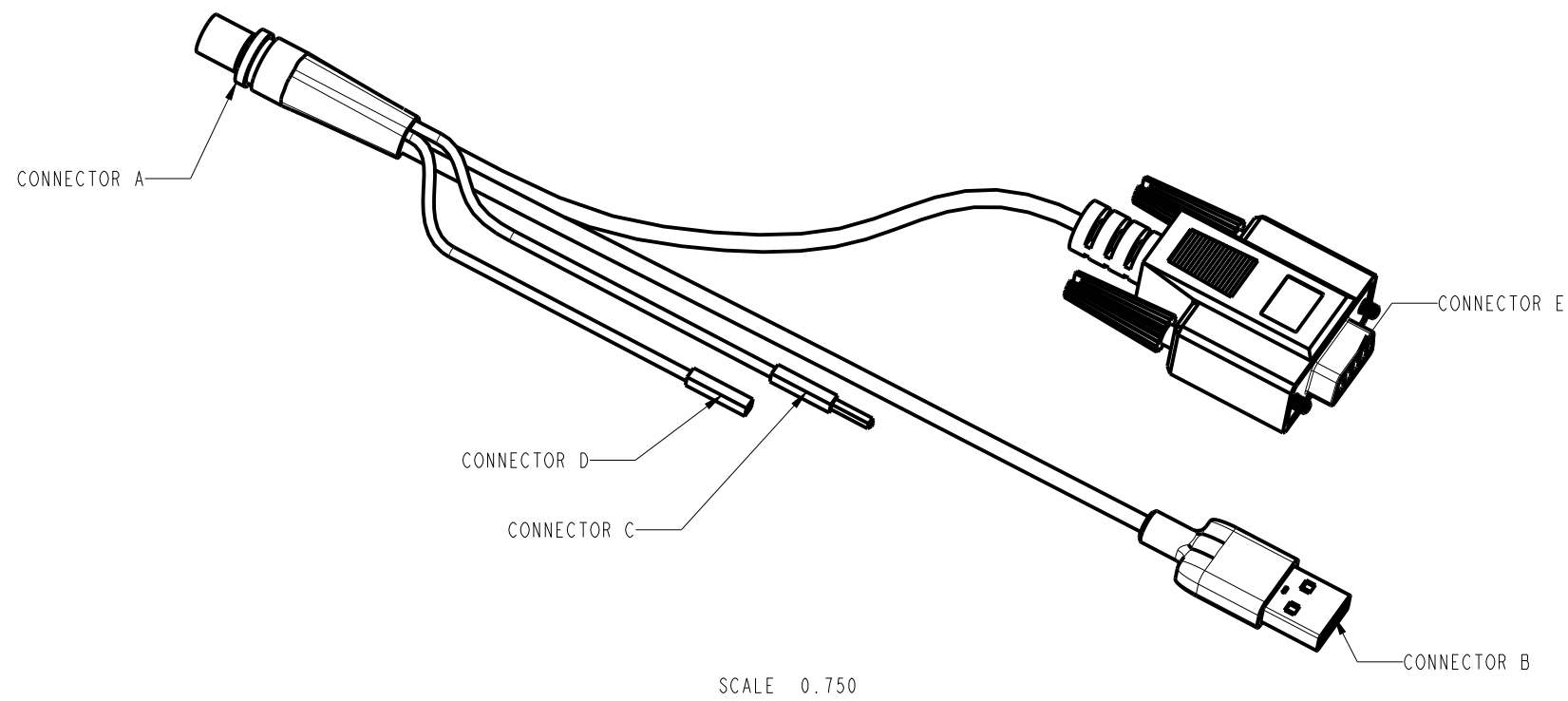


PAGE 1 CONTROLS T18912-1  
TE-M CAN

REVISIONS		
ISSUE	DESCRIPTION	APPD/DATE
1	ORIGINAL ECN#508458 TRS 9-6-23	AAR/KMD 9-13-23
2	ADDED -5 AND -6 ECN#508867 TRS 11-15-23	AAR/KMD 11-16-23
A	RELEASE TO PRODUCTION ECN#509171 TRS 1-10-24	AAR/KMD 1-10-24



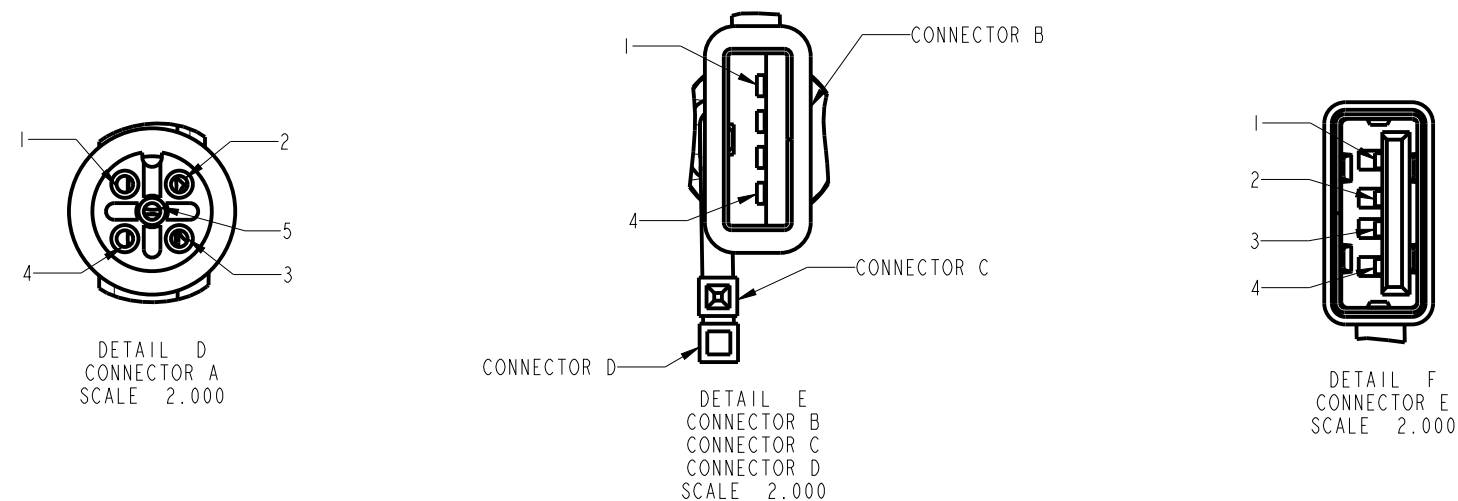
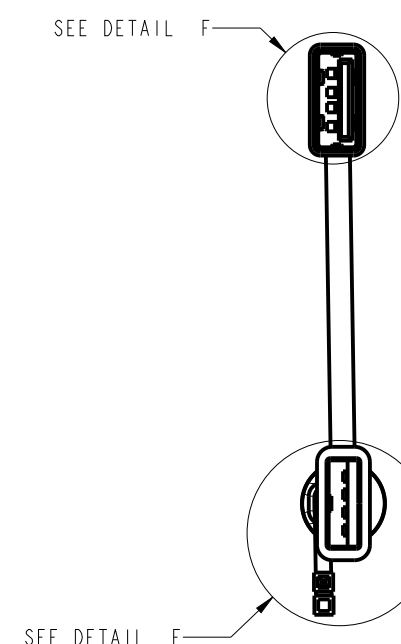
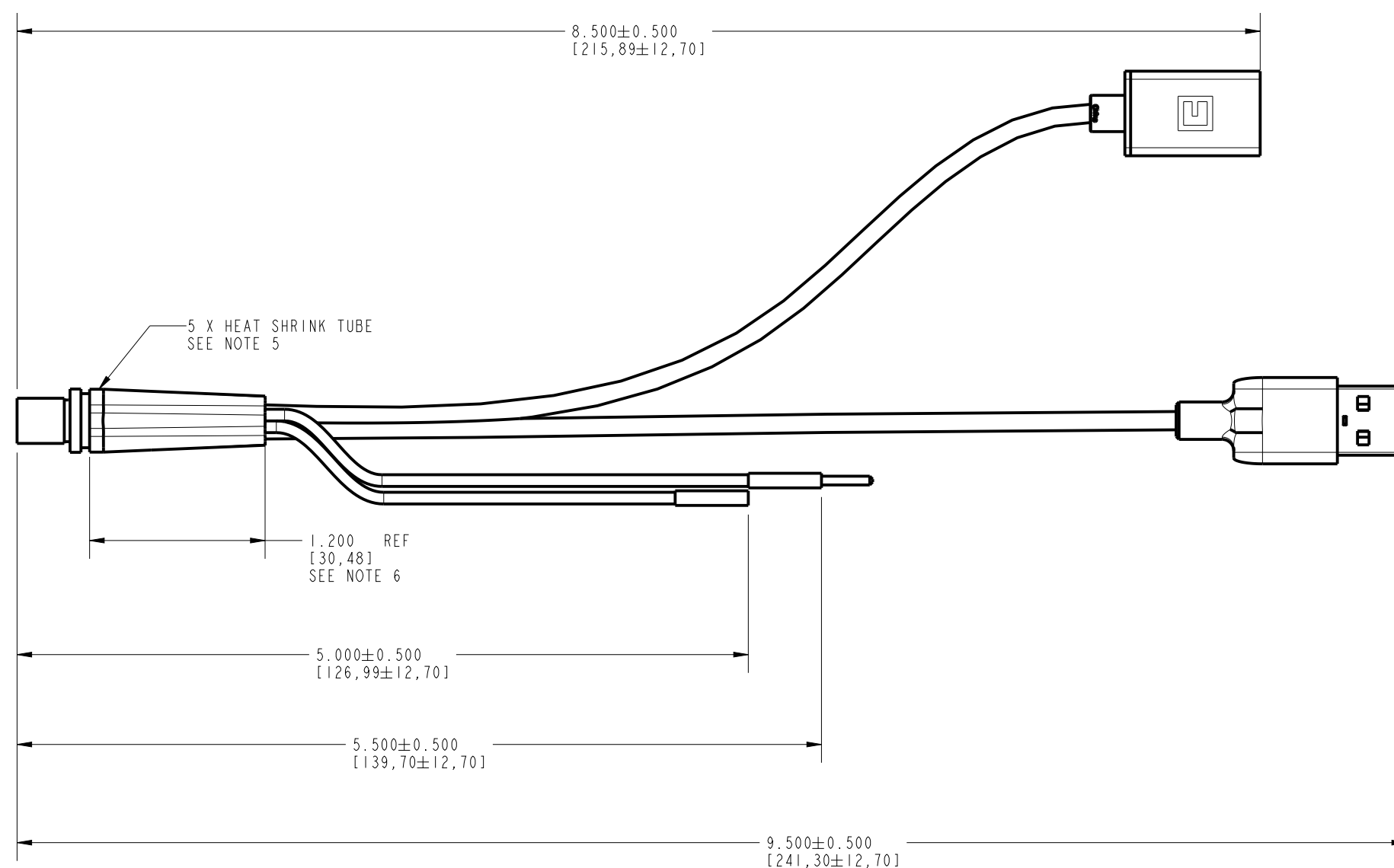

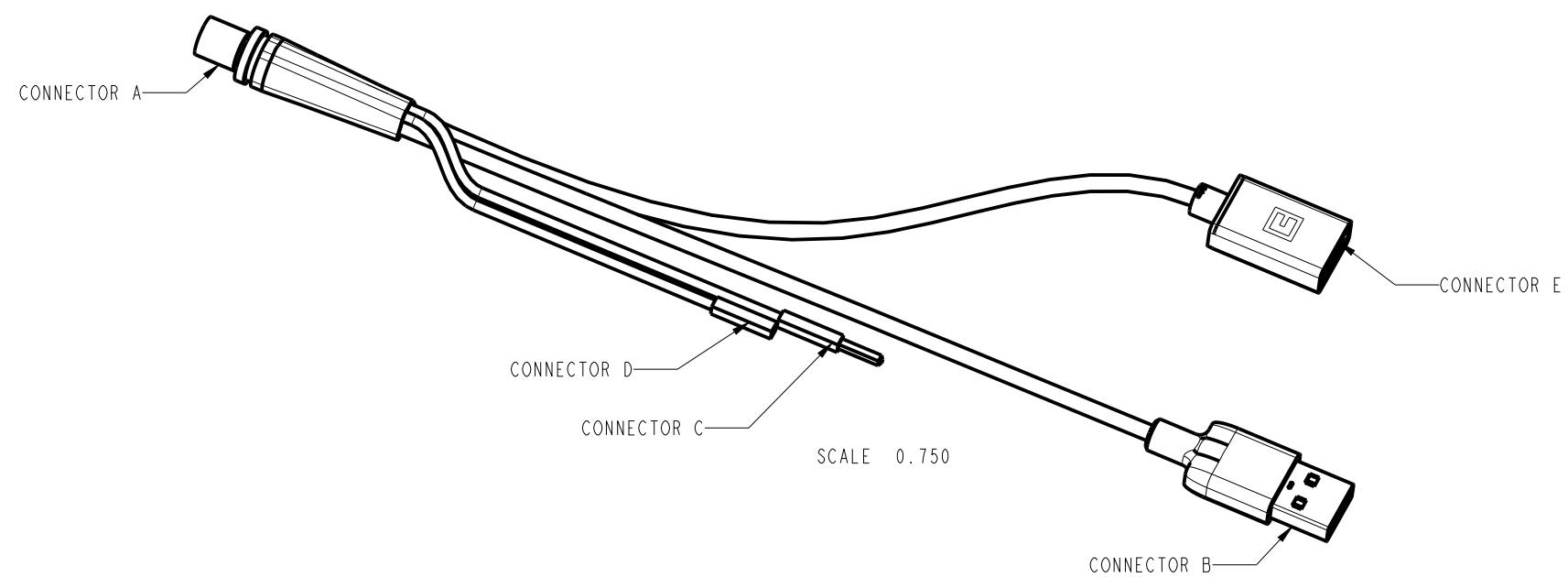
- NOTES:
- CONNECTOR:  
A: NORCOMP INC. P/N: 858-005-203RSU4 WITH METAL NUT REMOVED.  
B: USB A MALE  
C: MALE JUMPER WIRE SINGLE CONTACT HEADER (SIMILAR TO DIGIKEY: PRT-12794)  
D: FEMALE JUMPER WIRE SINGLE CONTACT HEADER (SIMILAR TO DIGIKEY: PRT-12794)  
E: FEMALE DB9 (SIMILAR TO DIGIKEY: MHDPPK9-DB9S-K)
  - CONNECTOR A PINS TO CONNECT TO CORRESPONDING CONNECTOR B, C, D, AND E TERMINALS ON THE CONNECTOR (SEE TABLE)
  - WIRE LENGTH SHOULD BE MEASURED WITH WIRES STRAIGHT.
  - WIRE PULLOUT FORCE MUST BE 2 LBS. MINIMUM.
  - HEAT SHRINK TUBING TO BE USED OVER ALL SOLDER CONNECTIONS.
  - EXTRA THICK HEAT SHRINK TUBING TO BE USED OVER CONNECTOR A CONNECTIONS.

WIRE #	CONNECTOR A	CONNECTOR B	CONNECTOR C	CONNECTOR D	CONNECTOR E	COLOR	DESCRIPTION
	PIN	PIN	PIN	PIN	PIN		
1	1	N/C	1	---	N/C	UNIQUE	MODE
2	2	1	---	---	N/C	RED	PWR
3	3	4	---	1	N/C	BLK	GND
4	4	N/C	---	---	7	YELLOW	CAN H
5	5	N/C	---	---	2	GREEN	CAN L

ALL REVISIONS TO THIS DRAWING  
MUST BE MADE IN THE PRO/E SYSTEM

DRAWING UNITS:		INCHES [MILLIMETERS]	
DRAWING TOLERANCES UNLESS OTHERWISE SPECIFIED:			
LINEAR ±	***UNDEFINED***	RADIUS ±	SAME AS DIA
DIAMETER ±	***UNDEFINED***	ANGLE ±	NA
<b>GRAYHILL</b>		361 W HILLGROVE AVE LA GRANGE, IL 60525 708-354-1800	SIZE C
CRITICAL CHARACTERISTIC FLAG PER GRAYHILL SPEC. SOP2338		THIS DRAWING SHALL MEET THE REQUIREMENTS OF GRAYHILL PPAP SPECIFICATION SOP2324 CURRENT REVISION. THIS SPECIFICATION APPLIES TO PURCHASED COMPONENTS ONLY.	
DESCRIPTION			
TE CABLE			
DRAWING NUMBER		ISSUE	
T18912-X		A	
SCALE 1.000		SHEET 1 OF 6	
T18912-1 #.1 PART			

PAGE 2 CONTROLS T18912-2  
TE-M USB



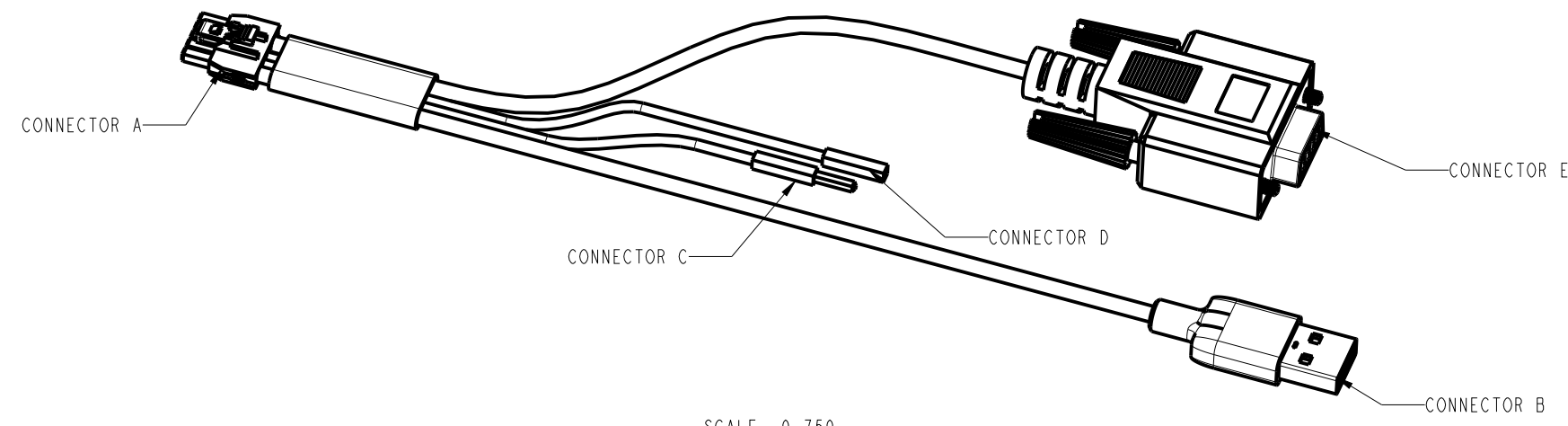
- NOTES:  
 1. CONNECTOR:  
 A: NORCOMP INC. P/N: 858-005-203RSU4 WITH METAL NUT REMOVED.  
 B: USB A MALE  
 C: MALE JUMPER WIRE SINGLE CONTACT HEADER (SIMILAR TO DIGIKEY: PRT-12794)  
 D: FEMALE JUMPER WIRE SINGLE CONTACT HEADER (SIMILAR TO DIGIKEY: PRT-12794)  
 E: FEMALE USB A (SIMILAR TO DIGIKEY: 10-02336)  
 2. CONNECTOR A PINS TO CONNECT TO CORRESPONDING CONNECTOR B, C, D, AND E TERMINALS ON THE CONNECTOR (SEE TABLE)  
 3. WIRE LENGTH SHOULD BE MEASURED WITH WIRES STRAIGHT.  
 4. WIRE PULLOUT FORCE MUST BE 2 LBS. MINIMUM.  
 5. HEAT SHRINK TUBING TO BE USED OVER ALL SOLDER CONNECTIONS.  
 6. EXTRA THICK HEAT SHRINK TUBING TO BE USED OVER CONNECTOR A CONNECTIONS.

WIRE #	CONNECTOR A PIN	CONNECTOR B PIN	CONNECTOR C PIN	CONNECTOR D PIN	CONNECTOR E PIN	COLOR	DESCRIPTION
1	1	N/C	1	---	N/C	UNIQUE	MODE
2	2	1	---	---	1	RED	PWR
3	3	4	---	1	4	BLK	GND
4	4	N/C	---	---	3	GREEN	USB +
5	5	N/C	---	---	2	WHITE	USB -

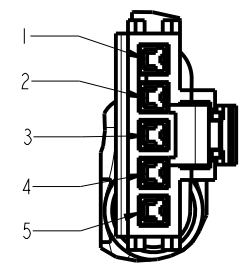
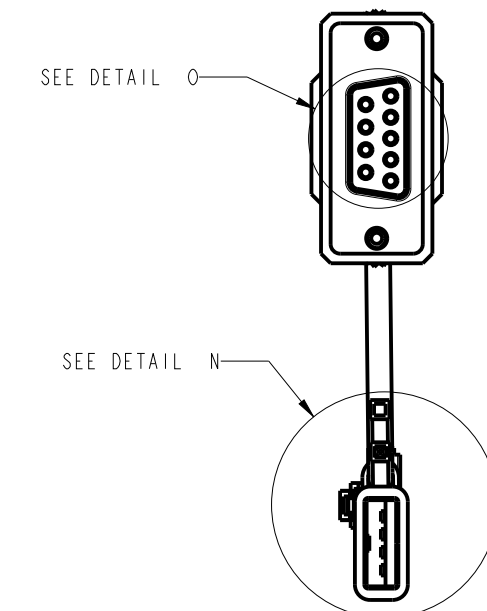
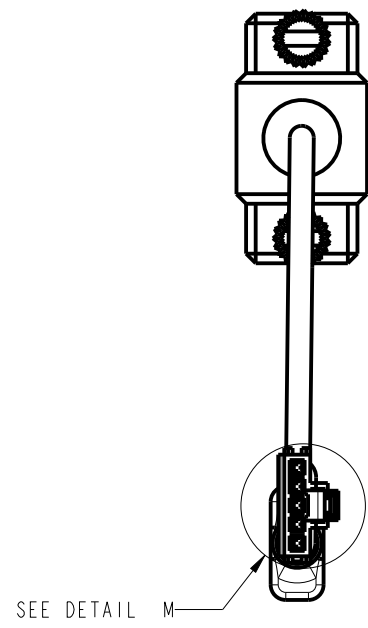
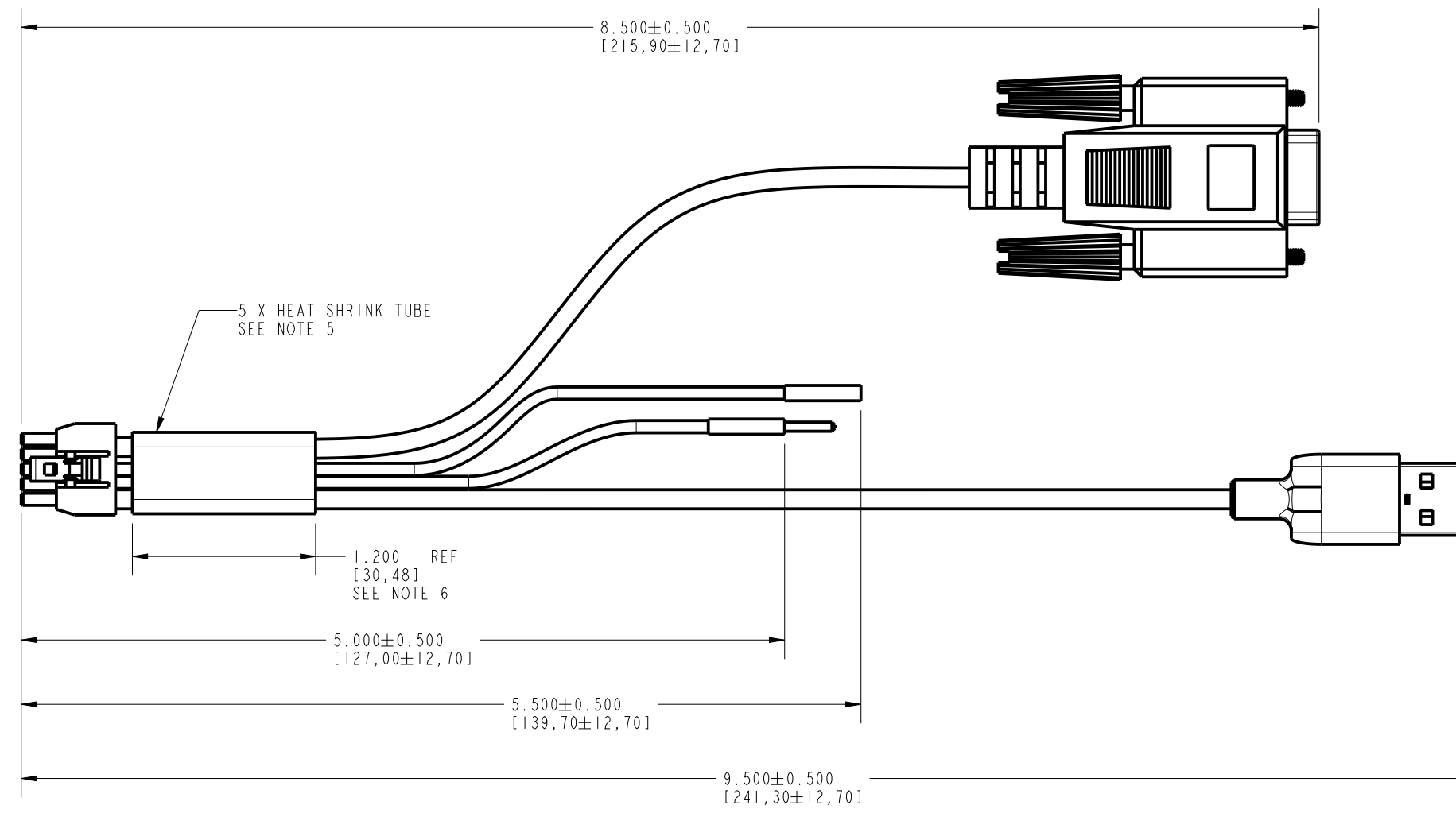
ALL REVISIONS TO THIS DRAWING  
MUST BE MADE IN THE PRO/E SYSTEM

DRAWING UNITS:		INCHES [MILLIMETERS]	
DRAWING TOLERANCES UNLESS OTHERWISE SPECIFIED:			
LINEAR ±	***UNDEFINED***	RADIUS ±	SAME AS DIA
DIAMETER ±	***UNDEFINED***	ANGLE ±	NA
<b>GRAYHILL</b>		361 W HILLGROVE AVE LA GRANGE, IL 60525 708-354-1840	SIZE C
CRITICAL CHARACTERISTIC FLAG PER GRAYHILL SPEC. SOP2338		THIS DRAWING SHALL MEET THE REQUIREMENTS OF GRAYHILL PPAP SPECIFICATION SOP2324 CURRENT REVISION. THIS SPECIFICATION APPLIES TO PURCHASED COMPONENTS ONLY.	
DESCRIPTION <b>TE CABLE</b>			
DRAWING NUMBER <b>T18912-X</b>		ISSUE <b>A</b>	
SCALE 1.000		T18912-1 #.1 PART SHEET 2 OF 6	

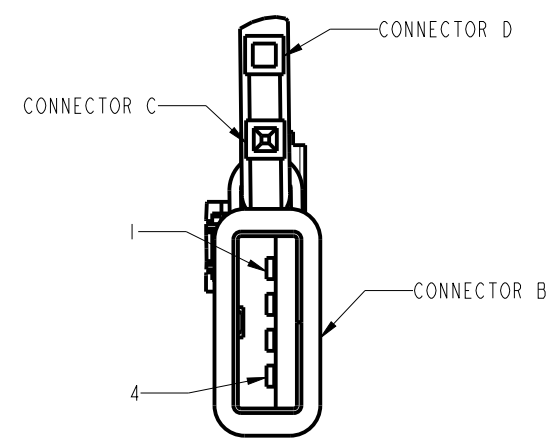
PAGE 3 CONTROLS T18912-3  
TE-F CAN



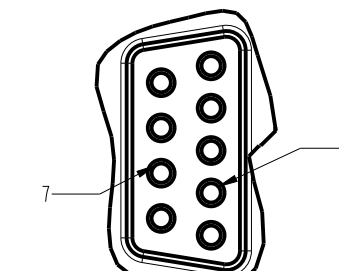
SCALE 0.750



DETAIL M  
CONNECTOR A  
SCALE 2.000



DETAIL N  
CONNECTOR B  
CONNECTOR C  
CONNECTOR D  
SCALE 2.000



DETAIL O  
CONNECTOR E  
SCALE 2.000

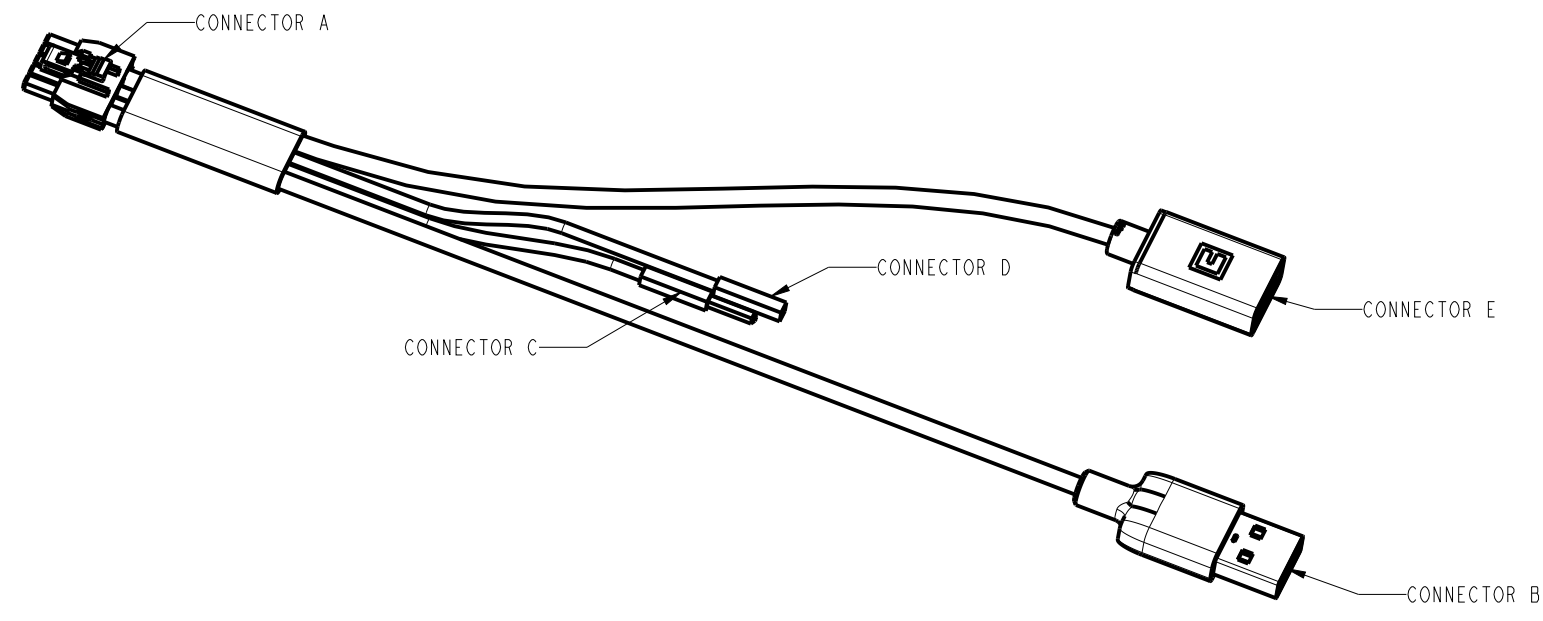
- NOTES:
- CONNECTOR:  
A: MOLEX P/N: 1053071205  
B: USB A MALE  
C: MALE JUMPER WIRE SINGLE CONTACT HEADER (SIMILAR TO DIGIKEY: PRT-12794)  
D: FEMALE JUMPER WIRE SINGLE CONTACT HEADER (SIMILAR TO DIGIKEY: PRT-12794)  
E: FEMALE DB9 (SIMILAR TO DIGIKEY: MHDPPK9-DB9S-K)
  - CONNECTOR A PINS TO CONNECT TO CORRESPONDING CONNECTOR B, C, D, AND E TERMINALS ON THE CONNECTOR (SEE TABLE)
  - WIRE LENGTH SHOULD BE MEASURED WITH WIRES STRAIGHT.
  - WIRE PULLOUT FORCE MUST BE 2 LBS. MINIMUM.
  - HEAT SHRINK TUBING TO BE USED OVER ALL SOLDER CONNECTIONS.
  - EXTRA THICK HEAT SHRINK TUBING TO BE USED OVER CONNECTOR A CONNECTIONS.

WIRE #	CONNECTOR A PIN	CONNECTOR B PIN	CONNECTOR C PIN	CONNECTOR D PIN	CONNECTOR E PIN	COLOR	DESCRIPTION
1	3	N/C	1	---	N/C	UNIQUE	MODE
2	5	1	---	---	N/C	RED	PWR
3	4	4	---	1	N/C	BLK	GND
4	2	N/C	---	---	7	YELLOW	CAN H
5	1	N/C	---	---	2	GREEN	CAN L

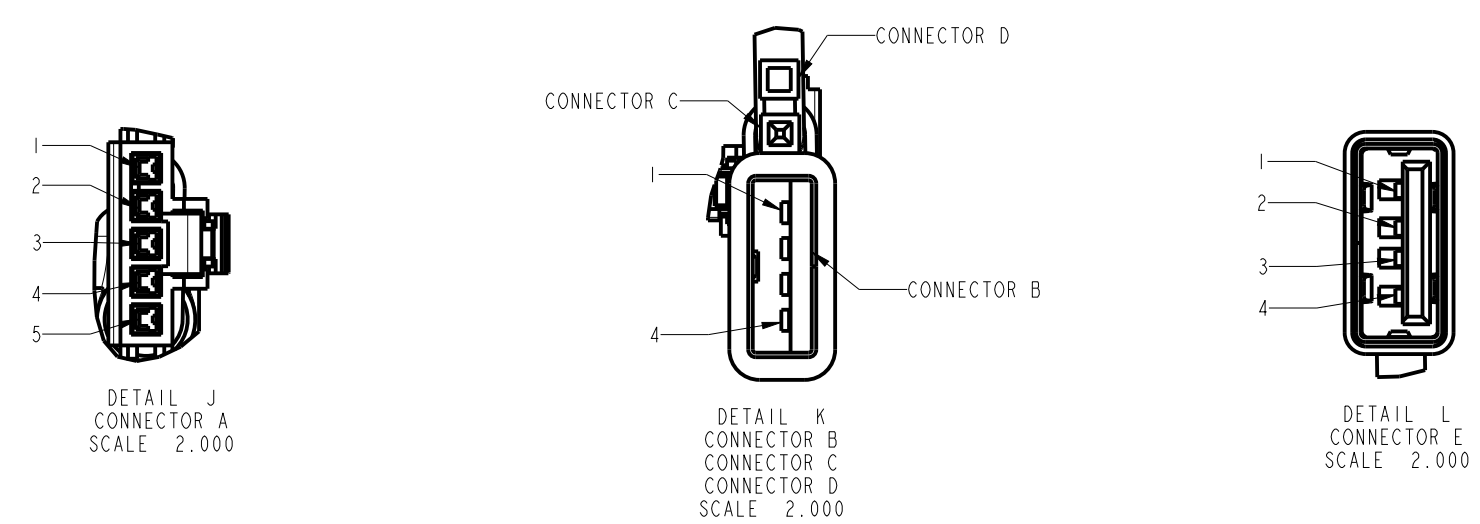
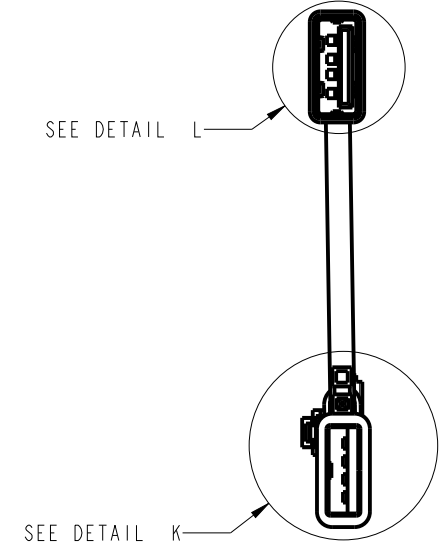
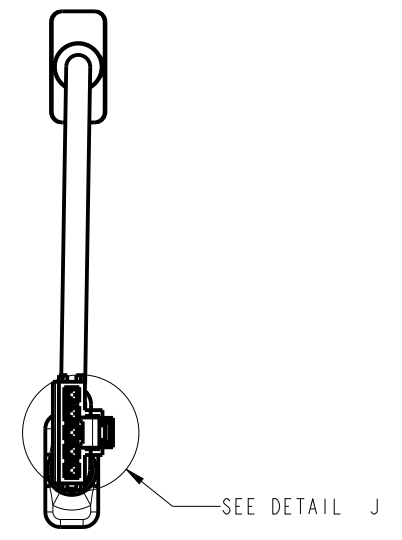
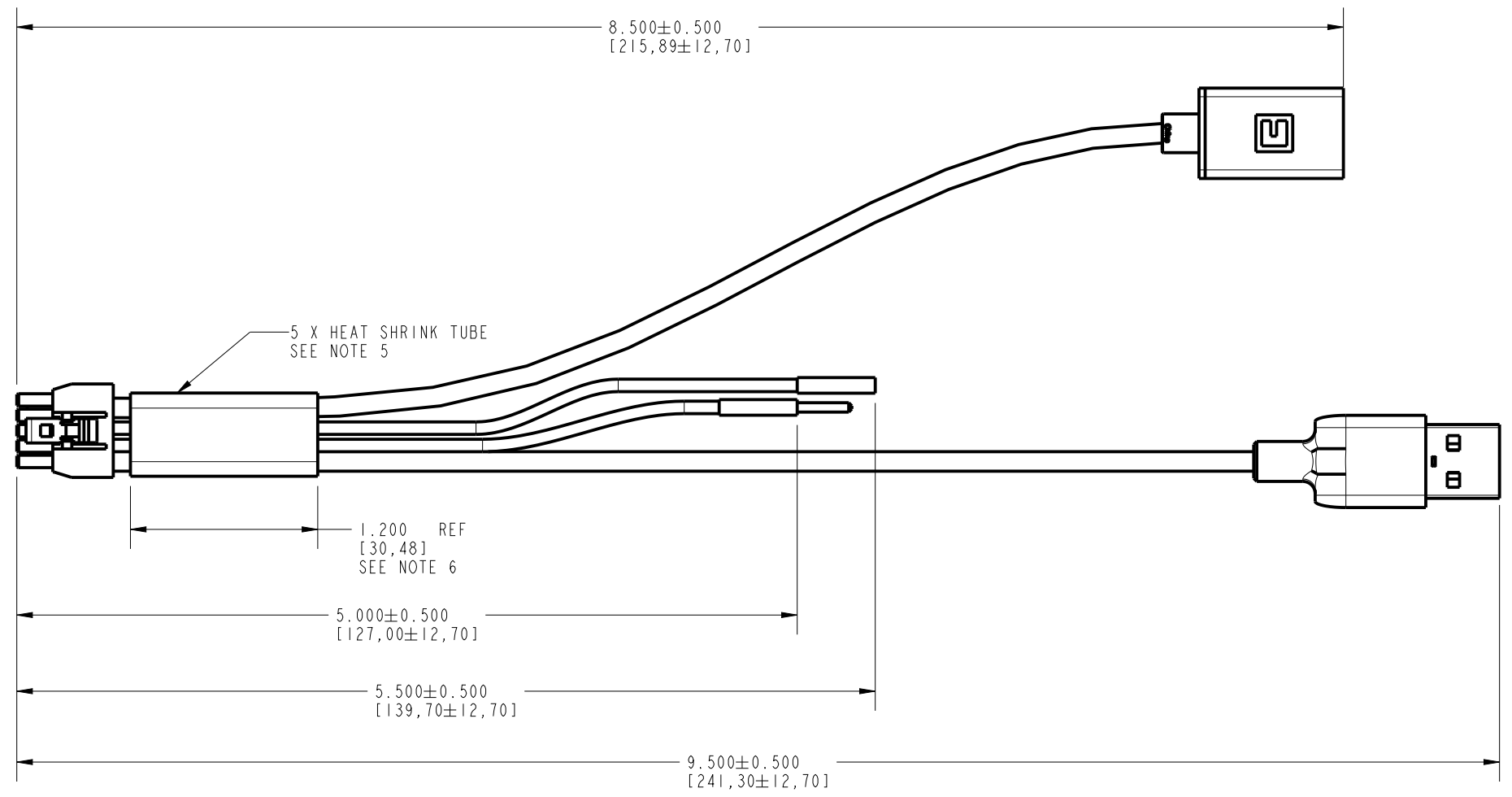
ALL REVISIONS TO THIS DRAWING  
MUST BE MADE IN THE PRO/E SYSTEM

DRAWING UNITS:		INCHES [MILLIMETERS]	
DRAWING TOLERANCES UNLESS OTHERWISE SPECIFIED:			
LINEAR ±	***UNDEFINED***	RADIUS ±	SAME AS DIA
DIAMETER ±	***UNDEFINED***	ANGLE ±	NA
<b>GRAYHILL</b>		361 W HILLGROVE AVE LA GRANGE, IL 60525 708-354-1840	3RD ANGLE PROJECTION
CRITICAL CHARACTERISTIC FLAG PER GRAYHILL SPEC. SOP2338		THIS DRAWING SHALL MEET THE REQUIREMENTS OF GRAYHILL PPAP SPECIFICATION SOP2324 CURRENT REVISION. THIS SPECIFICATION APPLIES TO PURCHASED COMPONENTS ONLY.	
DESCRIPTION			
<b>TE CABLE</b>			
DRAWING NUMBER		ISSUE	
T18912-X		A	
SCALE 1.000		SHEET 3 OF 6	
T18912-1 #.1 PART			

PAGE 4 CONTROLS T18912-4  
TE-F USB



SCALE 0.750



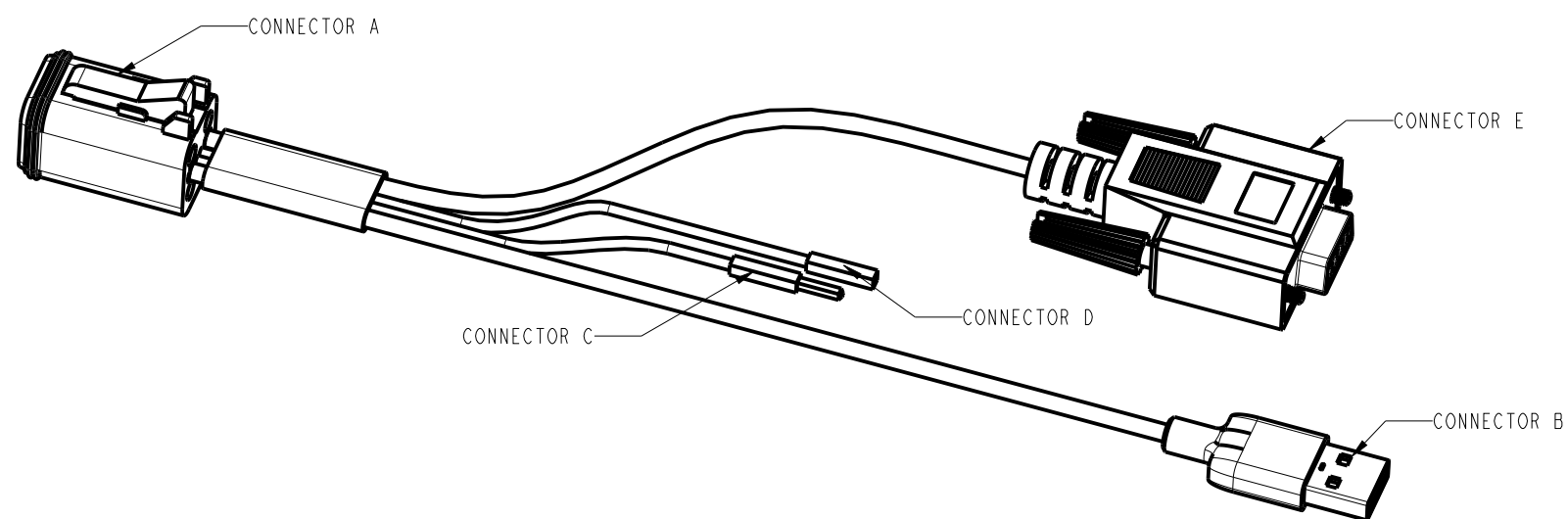
- NOTES:
- CONNECTOR:
    - A: MOLEX P/N: 1053071205
    - B: USB A MALE
    - C: MALE JUMPER WIRE SINGLE CONTACT HEADER (SIMILAR TO DIGIKEY: PRT-12794)
    - D: FEMALE JUMPER WIRE SINGLE CONTACT HEADER (SIMILAR TO DIGIKEY: PRT-12794)
    - E: FEMALE USB A (SIMILAR TO DIGIKEY: 10-02336)
  - CONNECTOR A PINS TO CONNECT TO CORRESPONDING CONNECTOR B, C, D, AND E TERMINALS ON THE CONNECTOR (SEE TABLE)
  - WIRE LENGTH SHOULD BE MEASURED WITH WIRES STRAIGHT.
  - WIRE PULLOUT FORCE MUST BE 2 LBS. MINIMUM.
  - HEAT SHRINK TUBING TO BE USED OVER ALL SOLDER CONNECTIONS.
  - EXTRA THICK HEAT SHRINK TUBING TO BE USED OVER CONNECTOR A CONNECTIONS.

WIRE #	CONNECTOR A PIN	CONNECTOR B PIN	CONNECTOR C PIN	CONNECTOR D PIN	CONNECTOR E PIN	COLOR	DESCRIPTION
1	3	N/C	1	---	N/C	UNIQUE	MODE
2	5	1	---	---	1	RED	PWR
3	4	4	---	1	4	BLK	GND
4	2	N/C	---	---	3	GREEN	USB +
5	1	N/C	---	---	2	WHITE	USB -

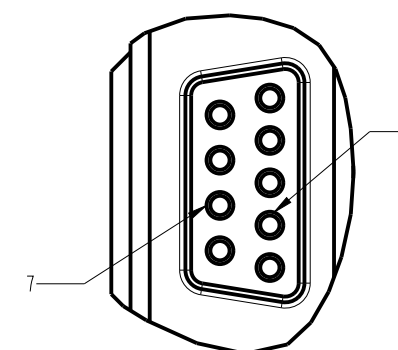
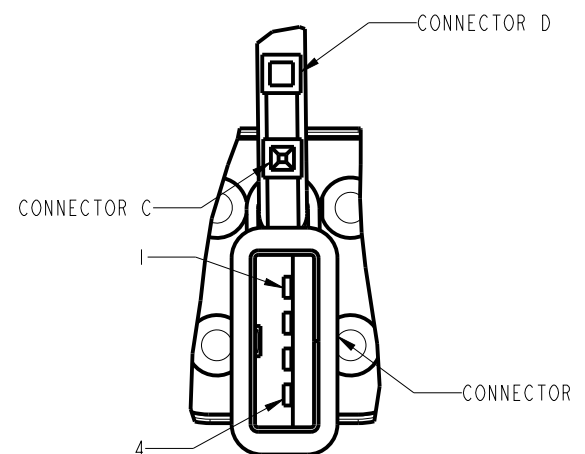
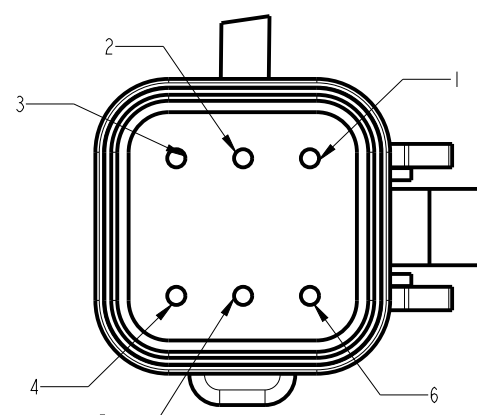
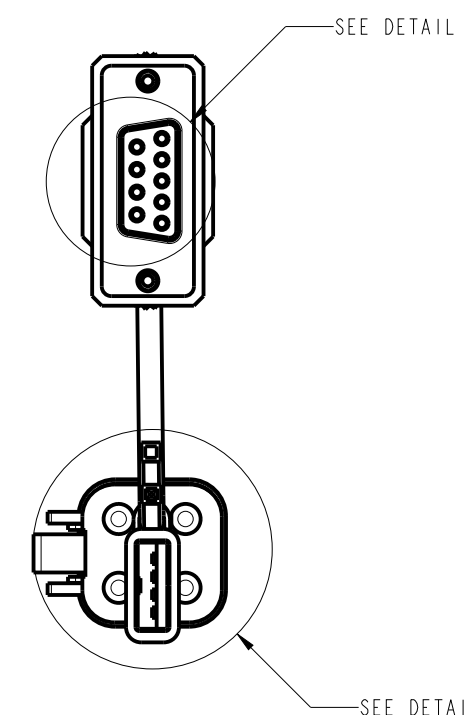
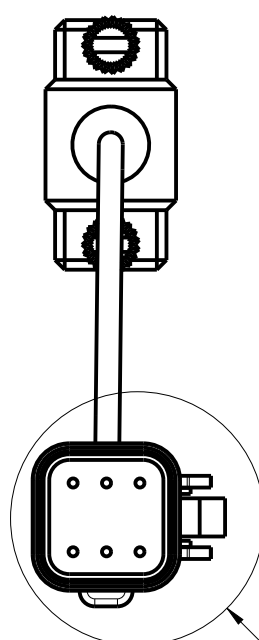
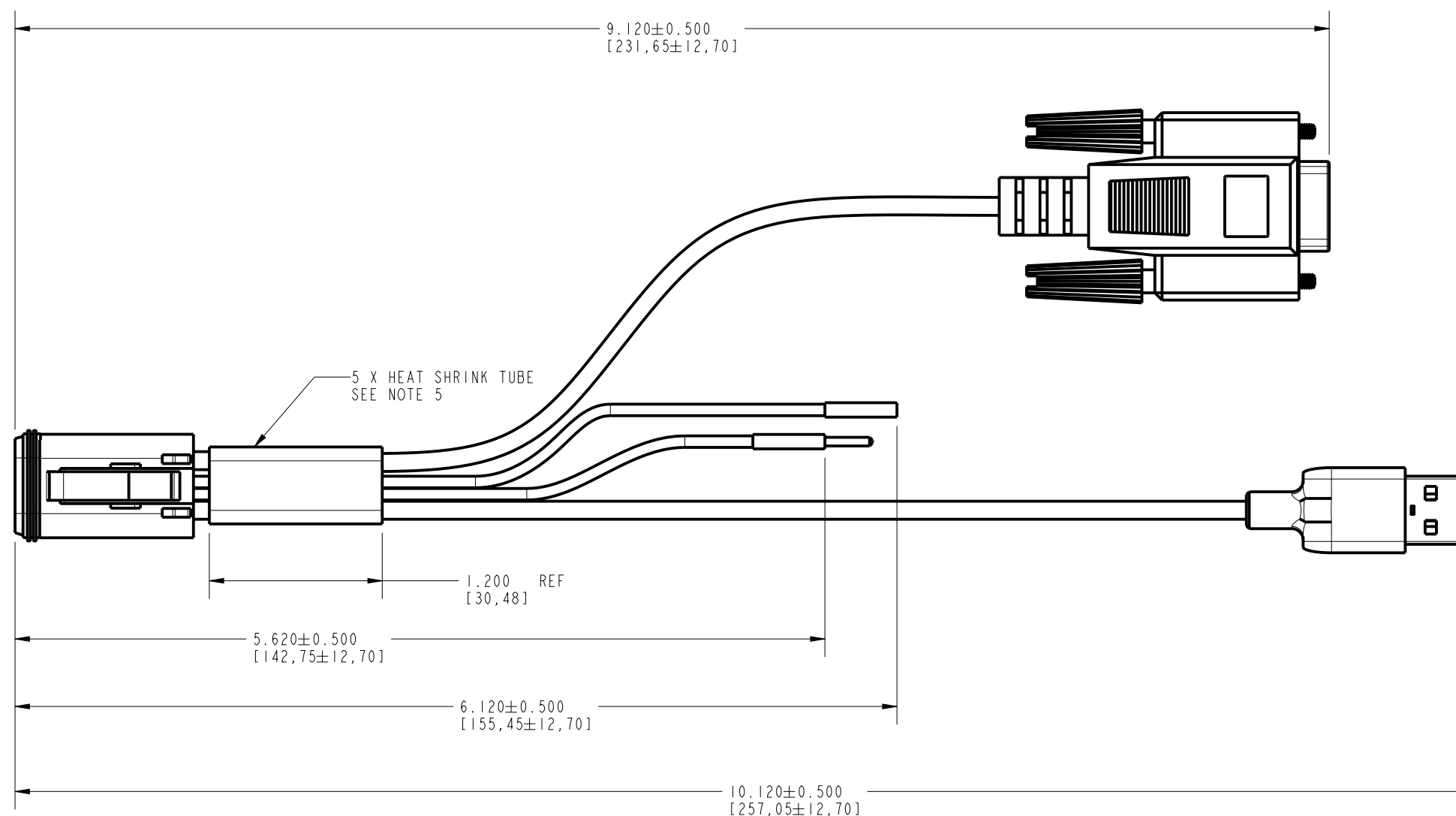
ALL REVISIONS TO THIS DRAWING  
MUST BE MADE IN THE PRO/E SYSTEM

DRAWING UNITS:		INCHES [MILLIMETERS]	
DRAWING TOLERANCES UNLESS OTHERWISE SPECIFIED:			
LINEAR ±	***UNDEFINED***	RADIUS ±	SAME AS DIA
DIAMETER ±	***UNDEFINED***	ANGLE ±	NA
<b>GRAYHILL</b>		361 W HILLGROVE AVE LA GRANGE, IL 60525 708-354-1800	3RD ANGLE PROJECTION
CRITICAL CHARACTERISTIC FLAG PER GRAYHILL SPEC. SOP2338		THIS DRAWING SHALL MEET THE REQUIREMENTS OF GRAYHILL PPAP SPECIFICATION SOP2324 CURRENT REVISION. THIS SPECIFICATION APPLIES TO PURCHASED COMPONENTS ONLY.	
DESCRIPTION			
<b>TE CABLE</b>			
DRAWING NUMBER		ISSUE	
T18912-X		A	
SCALE 1.000		T18912-2 #.1 PART SHEET 4 OF 6	

PAGE 5 CONTROLS T18912-5  
TE-F CAN SEALED



SCALE 0.750



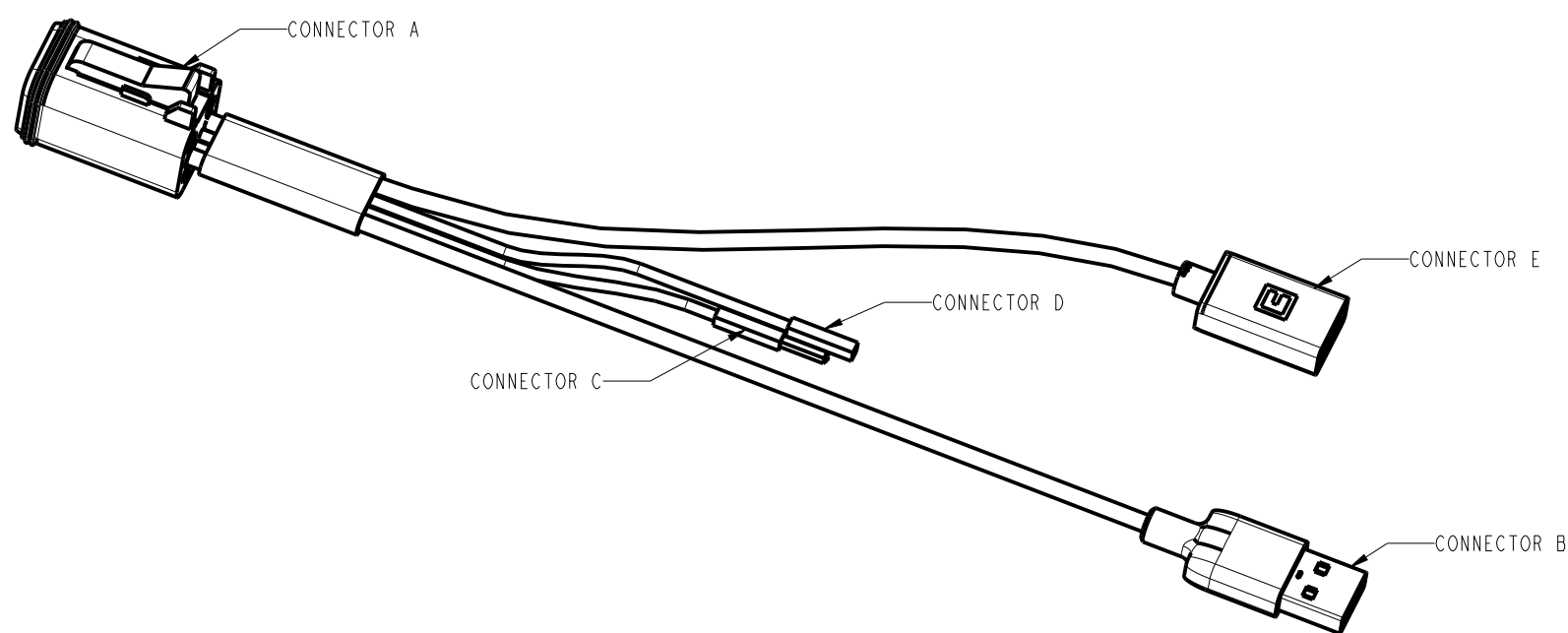
- NOTES:  
1. CONNECTOR:  
A: AMPHENOL P/N: AT06-6S  
B: USB A MALE  
C: MALE JUMPER WIRE SINGLE CONTACT HEADER (SIMILAR TO DIGIKEY: PRT-12794)  
D: FEMALE JUMPER WIRE SINGLE CONTACT HEADER (SIMILAR TO DIGIKEY: PRT-12794)  
E: FEMALE USB A (SIMILAR TO DIGIKEY: 10-02336)  
2. CONNECTOR A PINS TO CONNECT TO CORRESPONDING CONNECTOR B, C, D, AND E TERMINALS ON THE CONNECTOR (SEE TABLE)  
3. WIRE LENGTH SHOULD BE MEASURED WITH WIRES STRAIGHT.  
4. WIRE PULLOUT FORCE MUST BE 2 LBS. MINIMUM.  
5. HEAT SHRINK TUBING TO BE USED OVER ALL SOLDER CONNECTIONS.  
6. EXTRA THICK HEAT SHRINK TUBING TO BE USED OVER CONNECTOR A CONNECTIONS.

WIRE #	CONNECTOR A PIN	CONNECTOR B PIN	CONNECTOR C PIN	CONNECTOR D PIN	CONNECTOR E PIN	COLOR	DESCRIPTION
1	5	N/C	1	---	N/C	UNIQUE	MODE
2	1	1	---	---	N/C	RED	PWR
3	2	4	---	1	N/C	BLK	GND
4	3	N/C	---	---	7	YELLOW	CAN H
5	4	N/C	---	---	2	GREEN	CAN L

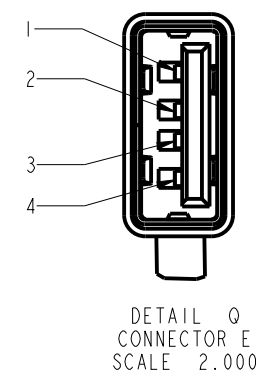
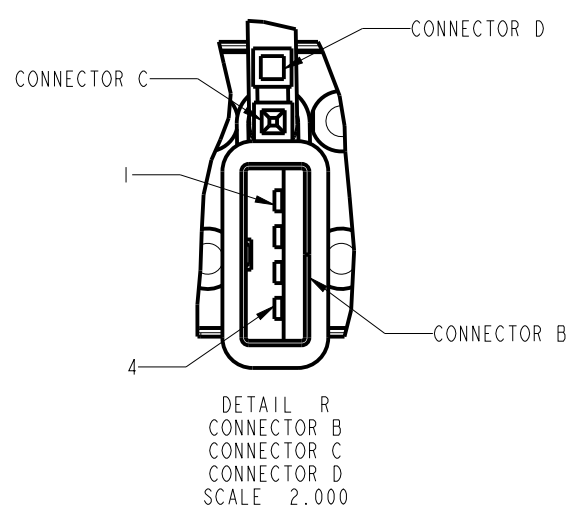
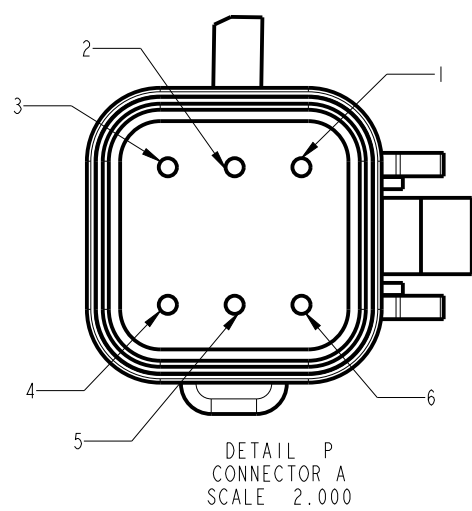
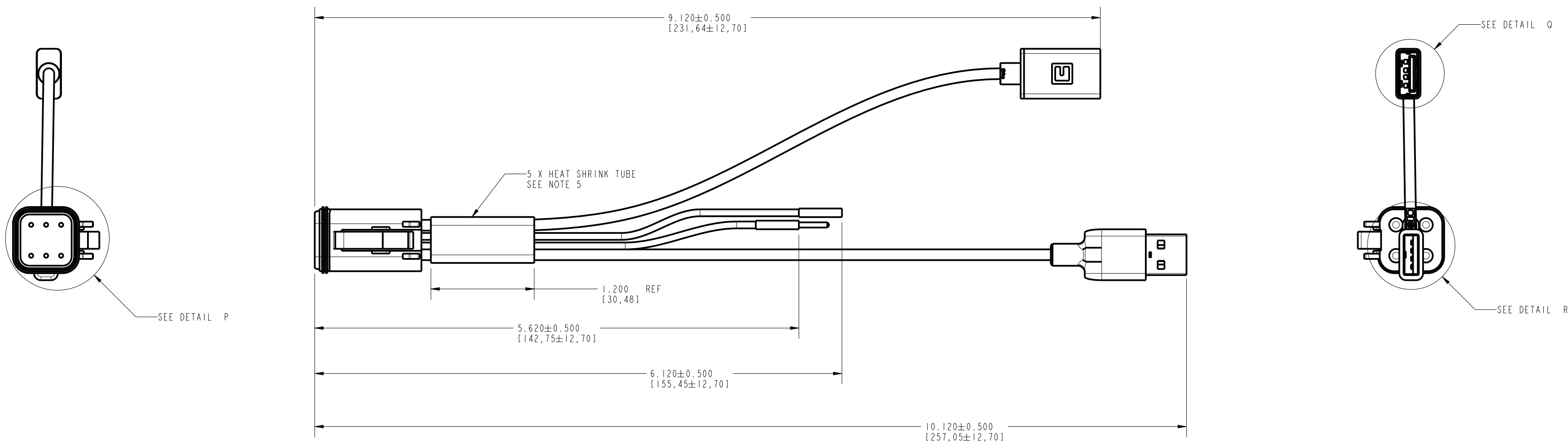
ALL REVISIONS TO THIS DRAWING  
MUST BE MADE IN THE PRO/E SYSTEM

DRAWING UNITS:		INCHES [MILLIMETERS]	
DRAWING TOLERANCES UNLESS OTHERWISE SPECIFIED:			
LINEAR ±	***UNDEFINED***	RADIUS ±	SAME AS DIA
DIAMETER ±	***UNDEFINED***	ANGLE ±	NA
<b>GRAYHILL</b>		361 W HILLGROVE AVE LA GRANGE, IL 60525 708-354-1840	SIZE C
CRITICAL CHARACTERISTIC FLAG PER GRAYHILL SPEC. SOP2338		THIS DRAWING SHALL MEET THE REQUIREMENTS OF GRAYHILL PPAP SPECIFICATION SOP2324 CURRENT REVISION. THIS SPECIFICATION APPLIES TO PURCHASED COMPONENTS ONLY.	
DESCRIPTION <b>TE CABLE</b>			
DRAWING NUMBER <b>T18912-X</b>		ISSUE <b>A</b>	
SCALE 0.500		T18912-4 #.1 PART	
		SHEET 5 OF 6	

PAGE 6 CONTROLS T18912-6  
TE-F USB SEALED



SCALE 0.750



- NOTES:
- CONNECTOR:  
A: AMPHENOL P/N: AT06-6S  
B: USB A MALE  
C: MALE JUMPER WIRE SINGLE CONTACT HEADER (SIMILAR TO DIGIKEY: PRT-12794)  
D: FEMALE JUMPER WIRE SINGLE CONTACT HEADER (SIMILAR TO DIGIKEY: PRT-12794)  
E: FEMALE USB A (SIMILAR TO DIGIKEY: 10-02336)
  - CONNECTOR A PINS TO CONNECT TO CORRESPONDING CONNECTOR B, C, D, AND E TERMINALS ON THE CONNECTOR (SEE TABLE)
  - WIRE LENGTH SHOULD BE MEASURED WITH WIRES STRAIGHT.
  - WIRE PULLOUT FORCE MUST BE 2 LBS. MINIMUM.
  - HEAT SHRINK TUBING TO BE USED OVER ALL SOLDER CONNECTIONS.
  - EXTRA THICK HEAT SHRINK TUBING TO BE USED OVER CONNECTOR A CONNECTIONS.

WIRE #	CONNECTOR A PIN	CONNECTOR B PIN	CONNECTOR C PIN	CONNECTOR D PIN	CONNECTOR E PIN	COLOR	DESCRIPTION
1	5	N/C	1	---	N/C	UNIQUE	MODE
2	1	1	---	---	1	RED	PWR
3	2	4	---	1	4	BLK	GND
4	3	N/C	---	---	3	GREEN	USB +
5	4	N/C	---	---	2	WHITE	USB -

ALL REVISIONS TO THIS DRAWING  
MUST BE MADE IN THE PRO/E SYSTEM

DRAWING UNITS:		INCHES [MILLIMETERS]	
DRAWING TOLERANCES UNLESS OTHERWISE SPECIFIED:			
LINEAR ±	***UNDEFINED***	RADIUS ±	SAME AS DIA
DIAMETER ±	***UNDEFINED***	ANGLE ±	NA
<b>GRAYHILL</b>		361 W HILLGROVE AVE LA GRANGE, IL 60525 708-354-1840	3RD ANGLE PROJECTION
CRITICAL CHARACTERISTIC FLAG PER GRAYHILL SPEC. SOP2338		THIS DRAWING SHALL MEET THE REQUIREMENTS OF GRAYHILL PPAP SPECIFICATION SOP2324 CURRENT REVISION. THIS SPECIFICATION APPLIES TO PURCHASED COMPONENTS ONLY.	
DESCRIPTION			
<b>TE CABLE</b>			
DRAWING NUMBER		ISSUE	
T18912-X		A	
SCALE 1.000		T18912-5 #.1 PART	
		SHEET 6 OF 6	